



RATINGS 400 V - 50 Hz		
Standby	kVA	220
	kWe	176
Prime	kVA	200
	kWe	160



### Benefits & features

#### KOHLER premium quality

- Design offices using the latest technical innovations
- Modern fully certified factories
- A cutting edge laboratory
- The generating set, its components and a wide range of options have been fully developed, prototype tested, factory built, and production tested
- Approved for use with HVO (Hydrotreated Vegetable Oil) according to EN15940

#### KOHLER premium performances

- Optimized and certified sound levels
- Reliable power, even in extreme conditions
- Optimized fuel consumption
- Compact footprint
- Best quality of electricity, high starting and loading capacity, according to ISO8528-5
- Robust base frames and high-quality enclosures
- Protection of installations and people
- Approved in line with the most stringent standards

#### Engines

- Premium level engines, in-house or from strong partners
- High power density, small footprint
- Low temperature starting capability
- Long maintenance interval

#### Alternator

- Provide industry leading motor starting capability
- Made in Europe
- Built with a class H insulation and IP23

#### Cooling

- A compact and complete solution using a mechanically driven radiator fan
- Designed or optimized by KOHLER
- High temperature and altitude product capacity available

#### Base frame and enclosure

- High quality steel with enhanced corrosion resistance
- Highly durable QUALICOAT-certified epoxy paint
- Minimum 1000 hours of resistance to salt spray in accordance with ISO12944
- Ergonomic access to allow easy maintenance and connection of the generator
- Robust design optimized for transportation

### GENERAL SPECIFICATIONS

Engine brand	JOHN DEERE
Alternator commercial brand	KOHLER
Voltage (V)	400/230
Standard Control Panel	APM303
Optional control panel	APM403
Optional Control Panel	M80
Optional control panel	Terminal block
Consumption @ 100% load ESP (L/h) *	49
Consumption @ 100% load PRP (L/h) *	46
Emission level	Emission optimization - Stage IIIA Compliant
Type of Cooling	Mechanical driven fan
Performance class	G3

### GENERATOR SETS RATINGS

				Standby Rating			Prime Rating	
	Voltage	PH	Hz	kWe	kVA	Amps	kWe	kVA
J220C3	415/240	3	50	176	220	306	160	200
	400/230	3	50	176	220	318	160	200
	380/220	3	50	174	218	331	158	198
	240 TRI	3	50	176	220	529	160	200
	230 TRI	3	50	175	219	550	159	199
	220 TRI	3	50	169	211	554	154	192

### DIMENSIONS COMPACT VERSION

Length (mm)	2497
Width (mm)	1103
Height (mm)	1555
Tank capacity (L)	334
Dry weight (kg)	1745

### DIMENSIONS SOUNDPROOFED VERSION

Type soundproofing	NOT AVAILABLE
Length (mm)	3590
Width (mm)	1200
Height (mm)	1775
Tank capacity (L)	334
Dry weight (kg)	2335
Acoustic pressure level @1m in dB(A) 50Hz (75% PRP)	78
Acoustic pressure level @7m in dB(A) 50Hz (75% PRP)	67

Reference Conditions: 25°C Air Inlet Temperature, 40°C Fuel Inlet Temperature, 100 kPa Barometric Pressure; 10.7 g/kg of dry air Humidity. Intake Restriction set to maximum allowable limit for clean filter; Exhaust Back pressure set to maximum allowable limit; Fuel density at 0.85 kg/L.

Data was taken from a single engine test according to the test methods, fuel specification and reference conditions stated above and is subjected to instrumentation and engine-to-engine variability. Test conducted with alternate test methods, instrumentation, fuel or reference conditions can yield different results. Data and specifications subject to change without notice.

### Engine

#### General

Engine brand	JOHN DEERE
Engine ref.	6068HFS86 *
Air inlet system	Turbo
Fuel	Diesel Fuel/HVO
Emission level	Emission optimization - Stage IIIA Compliant
Cylinder configuration	L
Number of cylinders	6
Displacement (l)	6.72
Bore (mm) * Stroke (mm)	106 * 127
Compression ratio	17 : 1
Speed 50Hz (RPM)	1500
Maximum stand-by power at rated RPM (kW)	202
Charge Air coolant	Air/Air
Frequency regulation, steady state (%)	+/- 0.25%
Injection Type	Direct
Governor type	Electronic
Air cleaner type, models	Dry

#### Fuel system

Max head on fuel return line (m fuel)	2
---------------------------------------	---

#### Consumption with cooling system

Fuel consumption @ ESP Max Power (l/h)	49.10
Fuel consumption @ PRP Max Power (l/h)	46
Fuel consumption @ 75% of PRP Power (l/h)	37.60
Fuel consumption @ 50% of PRP Power (l/h)	26.10

#### Emissions

Emission PM (g/kW.h)	0.10
Emission CO (g/kW.h)	1.15
Emission NOx (g/kW.h)	3.55
Emission HC (g/kW.h)	0.13

\* Engine reference may be partially modified depending on genset application, options selected by the customer and lead time required.

\*\* Fuel consumption is up to 4% higher when using HVO than Diesel Fuel

#### Lubrication System

Oil system capacity including filters (l)	32
Min. oil pressure (bar)	1.10
Max. oil pressure (bar)	3.80
Oil sump capacity (l)	
Oil consumption 100% ESP 50Hz (l/h)	0.1230

#### Air Intake system

Max. intake restriction (mm H2O)	637
Combustion air flow (l/s)	215

#### Exhaust system

	PRP	ESP
Exhaust gas flow (L/s)		502
Exhaust gas temperature @ ESP (°C)		548
Heat rejection to exhaust (kW)		112
Max. exhaust back pressure (mm H2O)		765

#### Cooling system

Radiator & Engine capacity (l)	27.60
Fan power 50Hz (kW)	10
Fan air flow w/o restriction (m3/s)	4.90
Available restriction on air flow (mm H2O)	
Type of coolant	Glycol-Ethylene
Heat rejection to coolant HT (kW)	84
Outlet coolant temperature (°C)	95
Max coolant temperature, Shutdown (°C)	110
Thermostat begin of opening HT (°C)	82
Thermostat end of opening HT (°C)	95

Reference Conditions: 25°C Air Inlet Temperature, 40°C Fuel Inlet Temperature, 100 kPa Barometric Pressure; 10.7 g/kg of dry air Humidity. Intake Restriction set to maximum allowable limit for clean filter; Exhaust Back pressure set to maximum allowable limit; Fuel density at 0.85 kg/L.

Data was taken from a single engine test according to the test methods, fuel specification and reference conditions stated above and is subjected to instrumentation and engine-to-engine variability. Test conducted with alternate test methods, instrumentation, fuel or reference conditions can yield different results. Data and specifications subject to change without notice.

#### Alternator Specifications

Alternator commercial brand	KOHLER
Kohler Alternator description	KH01221T
Number of pole	4
Number of bearing	Single Bearing
Technology	Brushless
Indication of protection	IP23
Insulation class	H
Number of wires	06
AVR Regulation	Yes
Coupling	Direct
Capacity for maintaining short circuit at 2.7 In for 5 s	Yes

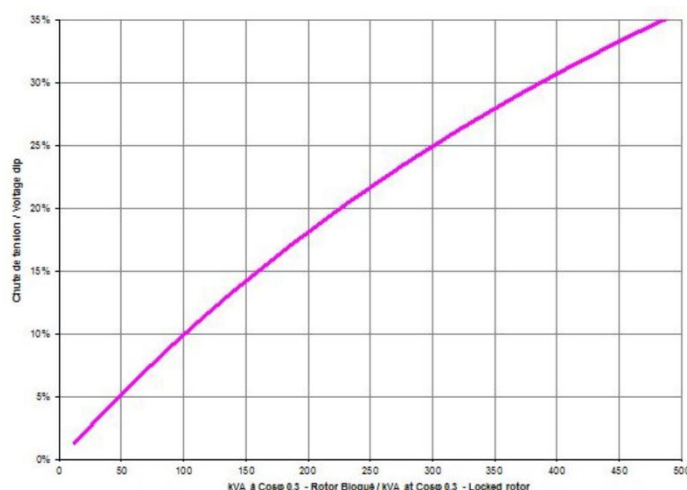
#### Application data

Overspeed (rpm)	2250
Power factor (Cos Phi)	0.80
Voltage regulation at established rating (+/- %)	0.50
Wave form : NEMA=TIF	<50
Wave form : CEI=FHT	<2
Total Harmonic Distortion in no-load DHT (%)	<2.5
Total Harmonic Distortion, on linear load DHT (%)	<5
Recovery time (Delta U = 20% transient) (ms)	500

#### Performance datas

Continuous Nominal Rating 40°C (kVA)	230
Unbalanced load acceptance ratio (%)	8

Peak motor starting (kVA) based on x% voltage dip power factor at 0.3



#### Alternator Standard Features

- All models are brushless, rotating-field alternators
- NEMA MG1, IEEE, and ANSI standards compliance for temperature rise and motor starting
- The AVR voltage regulator provides superior short circuit capability
- Self-ventilated and dip proof construction
- Superior voltage waveform

*Note: See Alternator Data Sheets for alternator application data and ratings, efficiency curves, voltage dip with motor starting curves, and short circuit decrement curves.*

Reference Conditions: 25°C Air Inlet Temperature, 40°C Fuel Inlet Temperature, 100 kPa Barometric Pressure; 10.7 g/kg of dry air Humidity. Intake Restriction set to maximum allowable limit for clean filter; Exhaust Back pressure set to maximum allowable limit; Fuel density at 0.85 kg/L.

Data was taken from a single engine test according to the test methods, fuel specification and reference conditions stated above and is subjected to instrumentation and engine-to-engine variability. Test conducted with alternate test methods, instrumentation, fuel or reference conditions can yield different results. Data and specifications subject to change without notice.

#### Dimensions compact version

Length (mm) * Width (mm) * Height (mm)	2497 * 1103 * 1555
Dry weight (kg)	1745
Tank capacity (L)	334



#### M139 - Dimensions soundproofed version

Length (mm) * Width (mm) * Height (mm)	3590 * 1200 * 1775
Dry weight (kg)	2335
Tank capacity (L)	334
Acoustic pressure level @1m in dB(A) 50Hz (75% PRP)	78
Sound power level guaranteed (Lwa) 50Hz (75% PRP)	96
Acoustic pressure level @7m in dB(A) 50Hz (75% PRP)	67



#### Dimensions DW compact version

Length (mm) * Width (mm) * Height (mm)	3560 * 1200 * 1876
Dry weight (kg)	2275
Tank capacity (L)	868



#### M139 - Dimensions DW soundproofed version

Length (mm) * Width (mm) * Height (mm)	3590 * 1200 * 2072
Dry weight (kg)	2960
Tank capacity (L)	868
Acoustic pressure level @1m in dB(A) 50Hz (75% PRP)	78
Sound power level guaranteed (Lwa) 50Hz (75% PRP)	96
Acoustic pressure level @7m in dB(A) 50Hz (75% PRP)	67




\* dimensions and weight without options

Reference Conditions: 25°C Air Inlet Temperature, 40°C Fuel Inlet Temperature, 100 kPa Barometric Pressure; 10.7 g/kg of dry air Humidity. Intake Restriction set to maximum allowable limit for clean filter; Exhaust Back pressure set to maximum allowable limit; Fuel density at 0.85 kg/L.

Data was taken from a single engine test according to the test methods, fuel specification and reference conditions stated above and is subjected to instrumentation and engine-to-engine variability. Test conducted with alternate test methods, instrumentation, fuel or reference conditions can yield different results. Data and specifications subject to change without notice.

#### Basic terminal block



It is used as a basic terminal block for connecting a control unit. Offers the following functions:

- emergency stop button
- customer connection terminal block
- CE certified

#### M80



The M80 is a dual-function control panel. It can be used as a basic terminal block for connecting a control unit and as an instrument panel with a direct read facility, with displays giving a global view of your generating set's basic parameters. Offers the following functions:

- Engine parameters: tachometer, working hours counter, coolant temperature indicator, oil pressure indicator
- emergency stop button
- customer connection terminal block
- CE certified

#### APM303




The APM303 is a versatile unit which can be operated in manual or automatic mode. It offers the following features:

- Measurements: phase-to-neutral and phase-to-phase voltages, fuel level (In option : active power currents, effective power, power factors, Kw/h energy meter, oil pressure and coolant temperature levels)
- Supervision: Modbus RTU communication on RS485
- Reports: (In option : 2 configurable reports)
- Safety features: Overspeed, oil pressure, coolant temperatures, minimum and maximum voltage, minimum and maximum frequency (Maximum active power P<66kVA)
- Traceability: Stack of 12 stored events

For further information, please refer to the data sheet for the APM303

#### APM403



#### BASIC GENERATING SET AND POWER PLANT CONTROL

The APM403 is a versatile control unit which allows operation in manual or automatic mode

- Measurements : voltage and current
- kW/kWh/kVA power meters
- Standard specifications: Voltmeter, Frequency meter.
- Optional : Battery ammeter.
- J1939 CAN ECU engine control
- Alarms and faults: Oil pressure, Coolant temperature, Overspeed, Start-up failure, alternator min/max, Emergency stop button.
- Engine parameters: Fuel level, hour counter, battery voltage.
- Optional (standard at 24V): Oil pressure, water temperature.
- Event log/ Management of the last 300 genset events.
- Mains and genset protection
- Clock management
- USB connections, USB Host and PC,
- Communications : RS485 INTERFACE
- ModBUS protocol /SNMP
- Optional : Ethernet, GPRS, remote control, 3G, 4G,
- Websupervisor, SMS, E-mails

## STANDARD SCOPE OF SUPPLY

All our gensets are fitted with:

- Industrial water cooled DIESEL engine
- Electric starter & charge alternator
- Standard air filter
- Schneider or ABB electric circuit breaker, adapted to the short-circuit current of the generating set
- Single bearing alternator IP 23 T° rise/ insulation to class H/H
- Welded steel base frame with 85% vibration attenuation mounts
- 4 lifting points on the chassis, lifting bar on the top included from 165 kVA ESP or optional
- highly durable QUALICOAT certified epoxy paint
- frame height optimized to allow it to be moved safely by forklift
- enclosure made of new high-quality European steel with enhanced corrosion resistance
- IP 64 locks, made from stainless materials
- enclosures and base frames tested and analyzed by the French Corrosion Institut
- 100% of tanks tested for permeability
- Personal protection ensured by protective grilles on hot and rotating parts
- Separate 9 dB(A) silencer
- Fuel tank welded inside the genset frame
- Retention bund included for gensets up to 110 kVA ESP
- Charged DC starting battery with electrolyte
- Emergency stop button on the outside
- Flexible fuel lines & lub oil drain cock
- Exhaust outlet with flexible and flanges
- User's manual (1 copy)
- Packing under plastic film
- Delivered with oil and antifreeze liquid

## CODES AND STANDARDS

Engine-generators set is designed and manufactured in facilities certified to standards ISO9001:2015 & ISO14001:2015. The generator sets and its components are prototype-tested, factory built and production tested and are in compliance with the relevant standards:

- Machinery Directive 2006/42/EC of May 17th 2006
- EMC Directive 2014/30/UE
- Safety objectives set out in the Low Voltage Directive 2014/35/UE
- EN ISO 8528-13, EN 60034-1, EN 61000-6-1, EN 61000-6-2, EN 61000-6-3, EN 55011, EN 1679-1 et EN 60204-1

## POWER RATINGS DEFINITION according to ISO8528-1 (2018-02 edition) and ISO-3046-1

**Emergency Standby Power (ESP):** The standby rating is applicable to varying loads for the duration of a power outage. There is no overload capability for this rating. Average load factor per 24 hours of operation is <70%.

**Prime Power (PRP):** At varying load, the number of generator set operating hours is unlimited. A 10% overload capacity is available for one hour within 12 hour of operation. Average load factor per 24 hours of operation is <70%.

## TERMS OF USE

According to the standard, the nominal power assigned by the genset is given for 25°C Air Inlet Temperature, of a barometric pressure of 100 kPa (100 m A.S.L), and 30% relative humidity. For particular conditions in your installation, refer to the derating table.

Reference Conditions: 25°C Air Inlet Temperature, 40°C Fuel Inlet Temperature, 100 kPa Barometric Pressure; 10.7 g/kg of dry air Humidity. Intake Restriction set to maximum allowable limit for clean filter; Exhaust Back pressure set to maximum allowable limit; Fuel density at 0.85 kg/L.

Data was taken from a single engine test according to the test methods, fuel specification and reference conditions stated above and is subjected to instrumentation and engine-to-engine variability. Test conducted with alternate test methods, instrumentation, fuel or reference conditions can yield different results. Data and specifications subject to change without notice.