

## Ratings Range

Standby	<b>kW</b>	1580-1600
	<b>kVA</b>	1975-2000
Prime	<b>kW</b>	1440-1452
	<b>kVA</b>	1800-1815

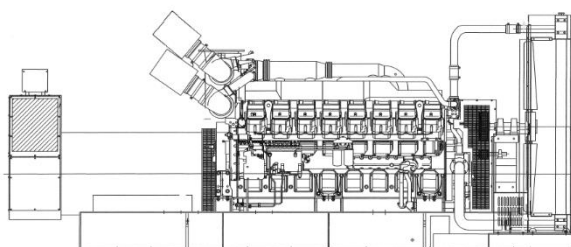
50Hz

## Standard Features:

- REHLKO provides one-source responsibility for the generating system and accessories
- The generator set and its components are prototyped-tested, factory-built and production tested
- The generator set accepts 100% one step load
- The generator set complies with ISO8528-5, G3 requirement for transient performance
- A one-year limited warranty covers all systems and components.

## Generator features:

- The brushless, rotating-field generator has broadrange reconnectability
- PMG provides superior short-circuit capability



Alternator	Voltage	Ph	Hz	Standby Rating		Prime Rating	
				kW/kVA	Amps	kW/kVA	Amps
744RSL8054	220/380	3	50	1580/1975	3001	1440/1800	2735
	230/400	3	50	1580/1975	2851	1440/1800	2598
	240/416	3	50	1580/1975	2748	1444/1805	2511
744RSL8058	220/380	3	50	1600/2000	3039	1452/1815	2758
	230/400	3	50	1588/1985	2865	1450/1813	2616
	240/416	3	50	1588/1985	2762	1450/1813	2522

RATINGS: All three-phase units are rated at 0.8 power factor. Standby Ratings: The standby rating is applicable to varying loads for the duration of a power outage. There is no overload capability for this rating. Prime Power Ratings: At varying load, the number of generator set operating hours is unlimited. A 10% overload capacity is available for one hour in twelve. Ratings are in accordance with ISO-8528-1 and ISO-3046-1. For limited running time and continuous ratings, consult the factory. Obtain technical information bulletin (TIB-101) for ratings guidelines, complete ratings definitions, and site condition derates. The generator set manufacturer reserves the right to change the design or specifications without notice and without any obligation or liability whatsoever.

## Alternator Specification

Specification	Generator	
Type	4pole rotating field	<ul style="list-style-type: none"><li>• NMEA MG1,IEEE and ANSI standards compliance for temperature rise and motor starting</li><li>• Sustained short-circuit current of up to 300% of the rated current for up to 10 seconds</li><li>• Sustained short-circuit current enabling downstream circuit breakers to trip without collapsing the generator field</li><li>• Self-ventilated and dirpproof construction</li><li>• Digital solid-state,volts-per-hertz voltage regulator with <math>\pm 0.25\%</math> no load to full load regulation</li></ul>
Exciter Type	PMG	
Voltage regulator	Solid State	
Insulation	NEMA MG1	
Material	Class H	
Temperature rise	125 °C prime	
Bearing: quantity, type	1,sealed	
Coupling	Flexible Disc	
Amortisseur windings	Full	
Voltage regulation (no load to full load)	$\pm 0.25\%$	
One step load acceptance	100%	
Unbalanced load capability	100% rated standby current	

RATINGS: All three-phase units are rated at 0.8 power factor. Standby Ratings: The standby rating is applicable to varying loads for the duration of a power outage. There is no overload capability for this rating. Prime Power Ratings: At varying load, the number of generator set operating hours is unlimited. A 10% overload capacity is available for one hour in twelve. Ratings are in accordance with ISO-8528-1 and ISO-3046-1. For limited running time and continuous ratings, consult the factory. Obtain technical information bulletin (TIB-101) for ratings guidelines, complete ratings definitions, and site condition derates. The generator set manufacturer reserves the right to change the design or specifications without notice and without any obligation or liability whatsoever.

## Application Data

### Engine

#### Engine specifications

	50Hz
Engine manufacturer	MHI
Engine model	S16R-Y1PTA-4
Engine turbo	Turbocharged
Cylinder arrangement	16V
Displacement, L	65.4
Bore and stroke, mm	170 x 180
Compression ratio	15:1
Piston speed, m/min	540
Rated rpm	1500
Max.power at rated rpm kW/m	1701
Cylinder head material	Cast Iron
Crankshaft material	Forged Steel
Governor type	Woodward
Frequency regulation	Isochronous
Frequency regulation (steady state)	±0.25%
Frequency	Fixed
Air cleaner type	Dry

### Exhaust

#### Exhaust system

	50Hz
Exhaust flow at prime power, $m^3/min$	347
Exhaust temperature °C	519
Max.allowable back pressure $mmH_2O$	600
Exhaust outlet size mm (in.)	See drawing

### Engine Electrical

Engine Electrical system	50Hz
Battery charging alternator	
Grounding	Negative
Voltage	24V DC
Ampere rating	30A
Starter motor rated voltage	Dual, 24V DC
Battery, recommended CCA	4,1000A

RATINGS: All three-phase units are rated at 0.8 power factor. Standby Ratings: The standby rating is applicable to varying loads for the duration of a power outage. There is no overload capability for this rating. Prime Power Ratings: At varying load, the number of generator set operating hours is unlimited. A 10% overload capacity is available for one hour in twelve. Ratings are in accordance with ISO-8528-1 and ISO-3046-1. For limited running time and continuous ratings, consult the factory. Obtain technical information bulletin (TIB-101) for ratings guidelines, complete ratings definitions, and site condition derates. The generator set manufacturer reserves the right to change the design or specifications without notice and without any obligation or liability whatsoever.

Version: 2024-1

## Application Data

### Fuel

#### Fuel system

Fuel supply line, min ID, mm	50Hz	25
Fuel return line, min ID, mm		19
Max. fuel flow, Lph		510
Max, fuel pump restriction, kPa		10
Fuel filter: quantity, type		4, secondary

### Lubrication

#### Lubrication system

Type	50Hz	Full pressure
Oil pan capacity, L		200
Oil pan capacity with filter, L		230
Oil filter: quantity, type		4, Cartridge
Oil cooler		Water-cooled

### Cooling

#### Radiator system

Ambient temperature °C	50Hz	40
Coolant capacity (engine only) L		170
Coolant capacity (engine and radiator) L		315
Engine jacket water flow, Lpm		1650
Water pump type		Centrifugal
Fan diameter		1880mm
Fan loss kW		35
Max.restriction of cooling air, intake and discharge side of radiator, kPa		0.0996


### Operation requirements

#### Air requirements

Radiator cooled cooling air, $m^3/min$	50Hz	2038.8
Combustion air, $m^3/min$		146
Heat rejected to ambient air		
Engine, kW (Btu/min.)		127 (7254)
Alternator, kW (Btu/min.)		82 (4663)
Air Density 1.20 kg/m <sup>3</sup> (0.075 lbm/ft <sup>3</sup> ).		

### Fuel Consumption

Diesel L/h	50Hz	Standby
100% load		410
75% load		302
50% load		208
25% load		116
Diesel L/h		Prime
100% load		369
75% load		277
50% load		193
25% load		112



### The APM403 is a versatile control unit which allows operation in manual or automatic mode

- Measurements: voltage and current
- kW/kWh/kVA power meters
- J1939 CAN ECU engine control
- Alarms and faults: Oil pressure, Coolant temperature,
- Overspeed, Start-up failure, alternator min/max,
- Emergency stop button.
- Engine parameters: Fuel level, hour counter
- Mains and genset protection
- Clock management
- USB connections, USB Host and PC,
- Communications: RS485 INTERFACE
- ModBUS protocol /SNMP

RATINGS: All three-phase units are rated at 0.8 power factor. Standby Ratings: The standby rating is applicable to varying loads for the duration of a power outage. There is no overload capability for this rating. Prime Power Ratings: At varying load, the number of generator set operating hours is unlimited. A 10% overload capacity is available for one hour in twelve. Ratings are in accordance with ISO-8528-1 and ISO-3046-1. For limited running time and continuous ratings, consult the factory. Obtain technical information bulletin (TIB-101) for ratings guidelines, complete ratings definitions, and site condition derates. The generator set manufacturer reserves the right to change the design or specifications without notice and without any obligation or liability whatsoever.

Version: 2024-1

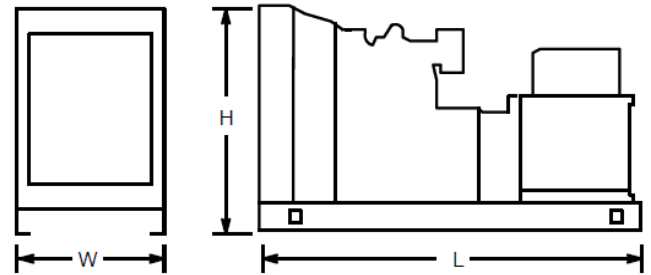
## Standard Configuration

- Diesel engine
- Mechanical cooling system
- Alternator:
  - DVR2400
  - PMG
- APM403 Controller (with battery charger)
- Fuel Hose
- Air filter indicator

## Option

- Space Heater
- Droop CT
- Winding PT100
- Bearing PT100
- Muffler (18-25dBA)
- Coolant and oil
- Exhaust bellow
- Starting battery group
- Spring isolator

## Dimension and weight



### With 744RSL8054

LxWxH (mm): 5933 x 2212 x 2505

Dry Weight (kg) : 12590

Wet Weight (kg) : 13500

### With 744RSL8058

LxWxH (mm): 5933 x 2212 x 2505

Dry Weight (kg) : 13090

Wet Weight (kg) : 14000

RATINGS: All three-phase units are rated at 0.8 power factor. Standby Ratings: The standby rating is applicable to varying loads for the duration of a power outage. There is no overload capability for this rating. Prime Power Ratings: At varying load, the number of generator set operating hours is unlimited. A 10% overload capacity is available for one hour in twelve. Ratings are in accordance with ISO-8528-1 and ISO-3046-1. For limited running time and continuous ratings, consult the factory. Obtain technical information bulletin (TIB-101) for ratings guidelines, complete ratings definitions, and site condition derates. The generator set manufacturer reserves the right to change the design or specifications without notice and without any obligation or liability whatsoever.

Version: 2024-1